

- ✓ - EMC emission and immunity: as per EN 61326.
- ✓ - Wiring: shieldless cable.
- ✓ - Compensated temperature range: +14...+176 °F (-10...+80 °C).



CE Compliance to requirements of directives:
EMC 89/336/CEE - PED 97/23/CE - RoHS 02/95/CE - RAEE 02/96/CE - 03/108/CE



8.S33 - Standard Model

Ranges: 0...15/0...5800 psi, relative (0...1/0...400 bar, relative);
-30"...0/-30"...350 psi, relative (-1...0/-1...+24 bar, relative).

Accuracy (% of span): ≤ 0,5 typical; ≤ 1 max.

Calibration: limit-point as per DIN 16086.

Repeatability: ≤ 0,15 % of span.

Thermal drift: ≤ 0.011 % span / °F, (0,02 % span / °C) typical;
≤ 0.011 % span / °F, (0,02 % span / °C) max.

Annual drift: ≤ 0,2 % of span.

Process fluid temperature: -13...+185 °F (-25...+85 °C).
(See options table)

Ambient temperature: -13...+185 °F (-25...+85 °C).

Storage temperature: -13...+185 °F (-25...+85 °C).

Output signals: 4...20 mA, 0...5 Vdc, 0...10 Vdc.

Supply and max load: see on page 2.

Response time (10...90%): <3 ms.

Compensated temperature range: +32...+176 °F (0...+80 °C).

Process connection: AISI 316L.

Sensor: ceramic.

Case: stainless steel.

Electric connection: *EN 175301-803 Form C,
exit for cables ø 0.15"...0.23" (ø 4...6 mm).

Protection degree: IP 65 as per IEC 529 / EN 60529.

Weight: 0.22 lbs (0,1 kg)

(*Ex DIN 43650

Ranges psi, relative (1)	Overpressure psi, relative	Burst pressure psi relative
0...15/0...30	72	100
0...60	145	175
0...100/0...160	290	360
0...300	580	725
0...600	1450	1740
0...1000/0...1500	2900	3625
0...2000	5800	7250
0...5000 (2)	7250	8700

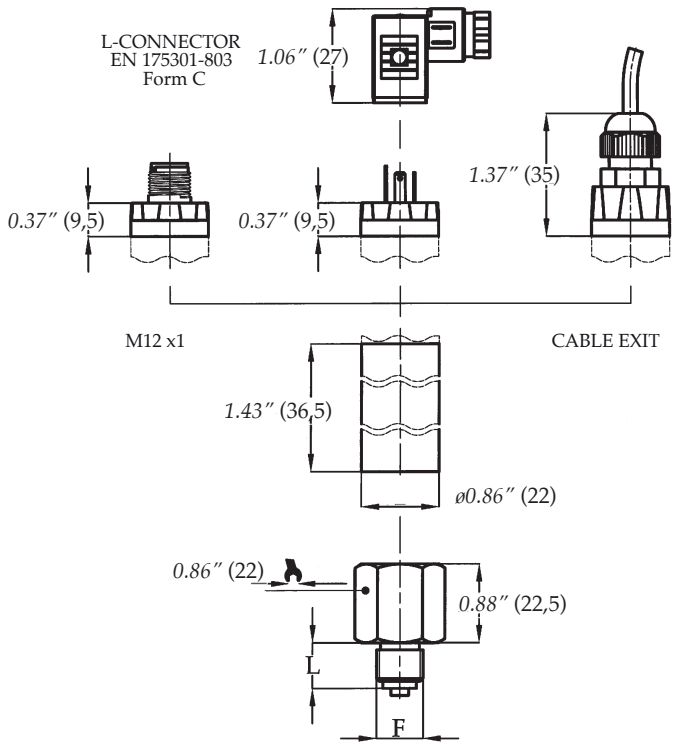
(1) Other unit of measurement, intermediate ranges, vacuum and compound ranges are available, as requested by customer.

(2) Accuracy (% of span): ≤ 1 typical; ≤ 1,5 max.

Ranges bar, relative (1)	Overpressure bar, relative	Burst pressure bar, relative
0...1/0...2,5	5	7
0...4	10	12
0...6/0...10	20	25
0...16	40	50
0...25/0...40	100	120
0...60/0...100	200	250
0...160/0...250	400	500
0...400 (2)	500	600

(1) Other unit of measurement, intermediate ranges, vacuum and compound ranges are available, as requested by customer.

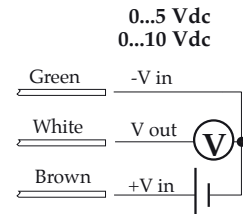
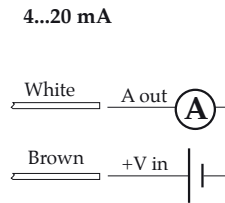
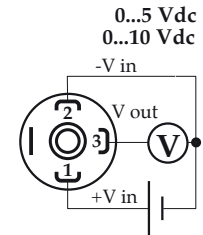
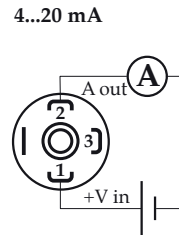
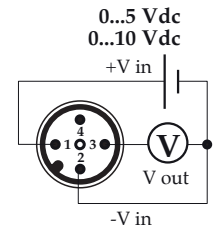
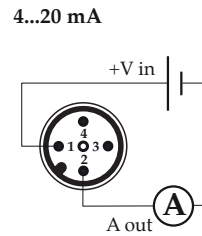
(2) Accuracy (% del VFS): ≤ 1 tipica; ≤ 1,5 massima.



F	L
21M - G 1/4 A	0.51" (13)
23M - 1/4-18 NPT	0.51" (13)

dimensions : inches (mm)

Output signals	4...20 mA	0...5 Vdc	0...10 Vdc
N. of wires	2	3	3
Load (Ohm)	$R_L \leq (V_{in}-8)/0,02$	$R_L \geq 5 K\Omega$	$R_L \geq 10 K\Omega$
Supply: +Vin	8...30	8...30	14...30
Ground	(pls. refer to Installation Manual)		



OPTIONS

CRP - CR gasket, for pressure ranges ≤ 1500 psi (100 bar); process fluid temperature: -40...+176 °F (-40...+85°C)
EPD - EPDM gasket, for pressure ranges ≤ 1500 psi (100 bar); process fluid temperature: -40...+212 °F (-40...+100°C)
NBR - NBR gasket; process fluid temperature: -13...+176 °F (-25...+85°C)
FPM - VITON gasket; process fluid temperature: -4...+212 °F (-20...+100°C)
M12 - Electrical connection M12 x 1
PVC - Cable exit, with PVC cable

"HOW TO ORDER" SEQUENCE

Section / Model / Range / Process connection / Output signal / Gasket / Options
8 S33 21M 1 FPM M12...PVC
23M 4 CRP
5 EPD
NBR